

TATA STEEL



Celsius® structural hollow sections
Environmental Product Declaration



CONTENTS

1 General information	03
2 Product information	04
2.1 Product Description	04
2.2 Manufacturing	04
2.3 Technical data and specifications	07
2.4 Packaging	07
2.5 Reference service life	06
2.5 Biogenic carbon content	07
3 Life Cycle Assessment (LCA) methodology	08
3.1 Declared unit	08
3.2 Scope	08
3.3 Cut-off criteria	08
3.4 Background data	09
3.5 Data quality	09
3.6 Allocation	09
3.7 Additional technical information	10
3.8 Comparability	10
4 Results of the LCA	11
5 Interpretation of results	13
6 References and product standards	14

Celsius® structural hollow sections
Environmental Product Declaration
(in accordance with ISO 14025 and EN 15804)

This EPD is representative and valid for the specified (named) product

Declaration Number: EPD-TS-2022-014
Date of Issue: 8th June 2022
Valid until: 7th June 2027

Owner of the Declaration: Tata Steel Europe
Programme Operator: Tata Steel UK Limited, 18 Grosvenor Place, London, SW1X 7HS

The CEN standard EN 15804:2012+A2:2019 serves as the core Product Category Rules (PCR) supported by Tata Steel's EN 15804 verified EPD PCR documents

Independent verification of the declaration and data, according to ISO 14025

Internal External

Author of the Life Cycle Assessment: Tata Steel UK
Third party verifier: Chris Foster, Eugeos Ltd.

1 General information

Owner of EPD	Tata Steel UK
Product	Celsius® structural hollow sections
Manufacturer	Tata Steel Europe
Manufacturing sites	Corby, Hartlepool and Port Talbot
Product applications	Construction and infrastructure, lifting and excavating equipment, offshore structures
Declared unit	1 tonne of steel product
Date of issue	8th June 2022
Valid until	7th June 2027



This Environmental Product Declaration (EPD) is for Celsius® hot finished structural hollow steel sections manufactured by Tata Steel in the UK. The environmental indicators are average values for structural hollow sections from Corby and Hartlepool with feedstock supplied from Port Talbot.

The information in this Environmental Product Declaration is based on production data from 2017.

EN 15804 serves as the core PCR, supported by Tata Steel's EN 15804 verified EPD programme Product Category Rules documents, and this declaration has been independently verified according to ISO 14025 ^[1,2,3,4,5,6,7].

Third party verifier

Chris Foster, Eugeos Ltd, Suite 11, The Old Fuel Depot, Twemlow Lane, Twemlow, CW4 8GJ, UK

2 Product information

2.1 Product Description

Celsius® is the Tata Steel trade name for hot finished structural hollow sections (sometimes referred to as 'tubes'), manufactured from normalised, fine grain steel in a range of circular, square, rectangular and elliptical shaped tubes. They are fully stress-relieved with uniform mechanical properties, and manufactured to standard grades in a range of sizes from 21.3 to 508 mm, with wall thicknesses from 2.6 to 16 mm. The full range of Celsius® products are included in this EPD.

The Celsius® brand offers strong, light, cost-effective and aesthetically appealing structural steel hollow sections to help meet and exceed the most demanding and challenging applications, combining high yield strength with lower carbon content for improved weldability and fabrication. These applications include large-scale construction and building projects where the product's strength and weldability is suitable for both internal and external structural use, including multi-storey columns, space frames, and lattice beams. The sections can also be used in the offshore industry for both primary and secondary applications, and for industrial and 'off-highway' vehicles, such as cranes, excavators, bulldozers and dumper trucks.

As a hot finished product, the properties of Celsius® provide opportunities for reduced environmental impact through minimising weight and efficiency gains during fabrication, when compared to a cold formed structural hollow section of the same size and thickness.

- At high or low temperatures, Celsius® provides higher load-bearing capacities and better structural performance than cold formed structural hollow sections
- Under all loading conditions, Celsius® has superior ductility to cold formed structural hollow sections, ideal for designs requiring resistance to fire, collision, impacts, explosions or earthquakes
- Unlike cold formed structural hollow sections, Celsius® has no residual stresses from the manufacturing process, thereby presenting less risk during processing and fabrication

2.2 Manufacturing

The manufacturing sites included in the EPD are listed in Table 1 below.

Table 1 Participating sites

Site name	Product	Manufacturer	Country
Port Talbot	Hot rolled coil	Tata Steel	UK
Corby	Structural hollow sections	Tata Steel	UK
Hartlepool	Structural hollow sections	Tata Steel	UK

The process of hollow section manufacture at Tata Steel begins with sinter being produced from iron ore and limestone, and together with coke from coal, reduced in a blast furnace to produce iron. Steel scrap is added to the liquid iron and oxygen is blown through the mixture to convert it into liquid steel in the basic oxygen furnace. The liquid steel is continuously cast into discrete slabs, which are subsequently reheated and rolled in a hot strip mill to produce steel coil, the primary feedstock of the hollow section manufacturing process. The hot rolled coils are transported by rail, from Port Talbot to either the Corby or Hartlepool tube manufacturing sites. An overview of the process from raw materials to hot rolled coil is shown in Figure 1.

The tube making process begins with the uncoiling, levelling and slitting (Corby only) of the hot rolled coil, which is then passed through a series of shaped rolls that gradually form the flat strip into a circular section. The two strip edges, now adjacent to one another, are welded using a high frequency induction process. Both external and internal weld beads are trimmed in-line and a further set of rolls effect the final shaping and sizing of the tube. 100% non-destructive testing is performed in-line on the weld-seam to ensure integrity and the tubes are cut to length prior to hot finishing. The subsequent hot finishing process comprises a reheating operation, and with the section at a normalising temperature of approximately 900°C, a further shaping and sizing operation imparts the product's final dimensions and properties. An overview of the process from hot rolled coil to hot finished structural hollow section is shown in Figure 2.

Process data for the manufacture of hot rolled coil at Port Talbot were gathered as part of the latest data collection on behalf of worldsteel. For both Port Talbot and the tube making sites at Corby and Hartlepool, the data collection was not only organised by site, but also by each process within each site. In this way it was possible to attribute resource use and emissions to each process, and using processed tonnage data, also attribute resources and emissions to specific products.

Figure 1 Process overview from raw materials to hot rolled coil

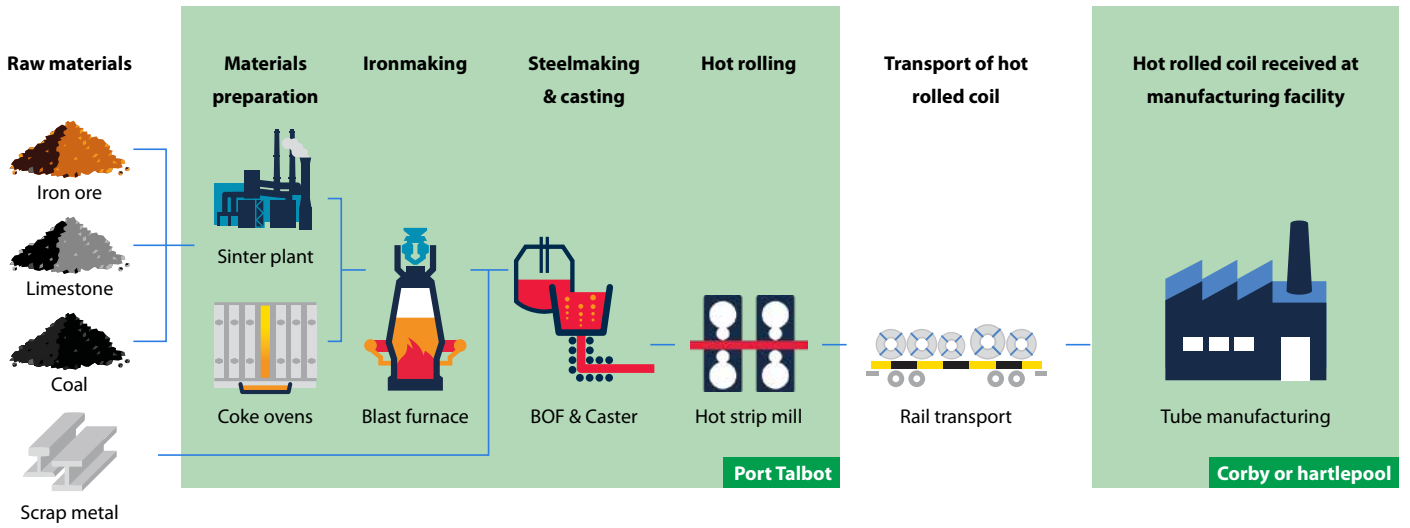
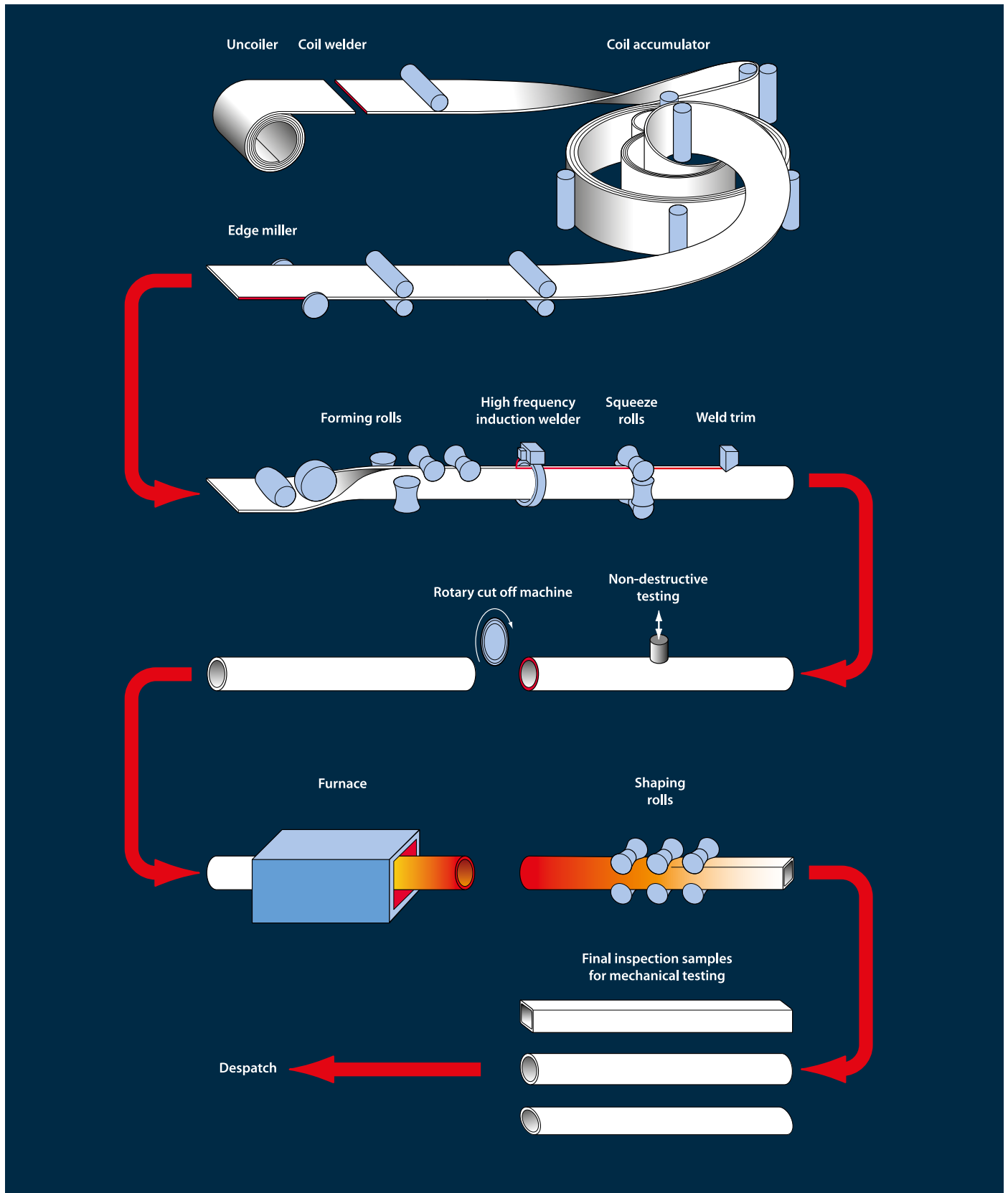


Figure 2 Process overview from hot rolled coil to hot finished structural hollow section



2.3 Technical data and specifications

The strength and weldability of hot finished structural hollow sections mean that they can be used for all structural applications, both interior and exterior, including multi-storey columns, space frames, and lattice beams. The general properties of the Celsius® hot finished structural hollow sections are shown in Table 2 and the technical specification is in Table 3. The relevant product standard is EN 10210, the European standard for hot finished structural hollow sections, and there are additional standards

Table 2 General properties of Celsius® structural hollow sections

	Celsius® structural hollow sections
Density (kg/m ³)	7850
Modulus of Elasticity (N/mm ²)	210000
Coefficient of thermal expansion (10 ⁻⁶ /K)	12
Thermal Conductivity (W/mK)	48
Melting Point (°C)	1520
Electrical Conductivity at 20°C (/Ωm)	3.9

Table 3 Technical specification of Celsius® structural hollow sections

	Celsius® structural hollow sections
Specification	EN 10210 S355 NH
Yield Strength (N/mm ²)	355 minimum
Tensile Strength (N/mm ²)	470 - 630
Elongation	22%
Impact Strength (Joules)	40 at -20°C
Carbon equivalent (max)	0.43
Certification	Product certification 3.1 ^[13] Applicable to Tata Steel's Corby and Hartlepool sites; ISO 9001 ^[14] , ISO 14001 ^[15] , BES 6001 ^[16]

Tata Steel is at the forefront of steel industry efforts to formulate best practice in the areas of responsible and ethical sourcing. Tata Steel has the widest range of construction products manufactured in the UK which are certified to international standards for responsible sourcing. This includes our Celsius® structural hollow sections which are certified as 'very good' under the Building Research Establishment Responsible Sourcing Standard BES 6001 ^[16].



2.4 Packaging

Structural hollow sections are not normally painted or galvanised at Corby or Hartlepool as this is usually carried out after fabrication, and prior to this, the sections would be pickled or blast cleaned. Therefore the normal despatch from the tube mills merely consists of sheeting the load or enclosing in covered trailers. The tubes are secured for transport using steel banding and clips, timbers and anti-slip mats. The mass of this packaging is 0.6kg/tonne for steel banding and clips, 3.1kg/tonne for timber, and 0.2kg/tonne for anti-slip mats.

2.5 Reference service life

A reference service life for structural hollow sections is not declared because they can be used in a variety of different forms of construction, and the final construction application is not defined. To determine the full service life of structural hollow sections, all factors would need to be included such as location and environment, corrosion protection, and fire protection. Corrosion and fire protection are usually applied during installation on site. Under 'normal' conditions, structural hollow sections would not need to be replaced over the life of the building or structure.

Structural hollow steel sections can be recovered and re-used or recycled repeatedly without loss of quality as a building material and they comply with the requirements of construction product class A1 (non-combustible). Celsius® is supplied with full certification, declaration of performance (DoP) & factory production control (FPC) ensuring full traceability during and after the original service life.

2.6 Biogenic Carbon content

There are no biogenic carbon containing materials in the product. The biogenic carbon content of the packaging materials is shown in Table 4.

Table 4 Biogenic carbon content at the factory gate

	Celsius® structural hollow sections
Biogenic carbon content (product) (kg C)	0
Biogenic carbon content (packaging) (kg C)	1.55

Note: 1kg biogenic carbon is equivalent to 44/12 kg of CO₂

3 Life Cycle Assessment (LCA) methodology

3.1 Declared unit

The unit being declared is 1 tonne of hot finished steel structural hollow section.

3.2 Scope

This EPD can be regarded as Cradle-to-Gate with modules C and D and the specific modules considered in the LCA are;

A1-A3: Production stage (raw material supply, transport to production site, manufacturing)

C1-C4: End-of-life (demolition/deconstruction, transport, processing for recycling and disposal)

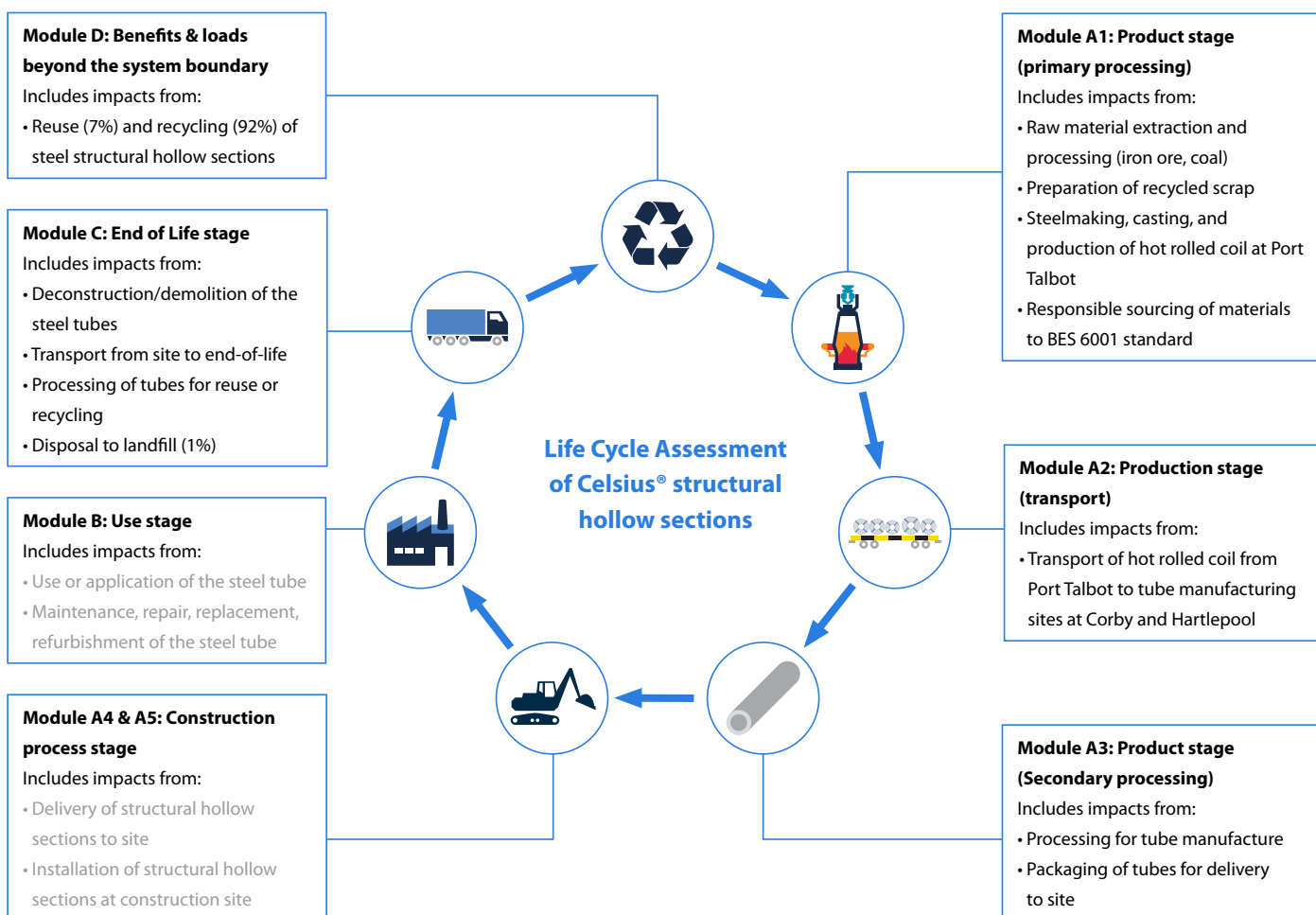
D: Reuse, recycling and recovery

The life cycle stages are explained in more detail in Figure 3, but where the text is in light grey, the impacts from this part of the life cycle are not considered.

3.3 Cut-off criteria

All information from the data collection process has been considered, covering all used and registered materials, and all fuel and energy consumption. On-site emissions were measured and those emissions have been considered. Data for all relevant sites were thoroughly checked and also cross-checked with one another to identify potential data gaps. No processes, materials or emissions that are known to make a significant contribution to the environmental impact of the hot finished structural hollow sections have been omitted. On this basis, there is no evidence to suggest that inputs or outputs contributing more than 1% to the overall mass or energy of the system, or that are environmentally significant, have been omitted. It is estimated that the sum of any excluded flows contribute less than 5% to the impact assessment categories. The manufacturing of required machinery and other infrastructure is not considered in the LCA.

Figure 3 Life Cycle Assessment of hot finished structural hollow sections



3.4 Background data

For life cycle modelling of hot finished steel structural hollow sections, the GaBi Software System for Life Cycle Engineering is used ^[17]. The GaBi database contains consistent and documented datasets which can be viewed in the online GaBi documentation ^[18].

Specific data derived from Tata Steel's own production processes at Port Talbot, Corby and Hartlepool were the first choice to use where available.

To ensure comparability of results in the LCA, the basic data of the GaBi database were used for energy, transportation and auxiliary materials.

3.5 Data quality

The data from Tata Steel's own production processes are from 2017, and the technologies on which these processes were based during that period, are those used at the date of publication of this EPD. All relevant background datasets are taken from the GaBi software database, and the last revision of these datasets took place less than 10 years ago. An assessment of the quality of data used in this study, has been made using the scheme provided in the UN Environment Global Guidance on LCA database development, referenced in EN 15804. The study is considered to be based on good quality data.

3.6 Allocation

To align with the requirements of EN 15804, a methodology is applied to assign impacts to the production of slag and hot metal from the blast furnace (co-products from steel manufacture), that was developed by the World Steel Association and EUROFER ^[19]. This methodology is based on physical and chemical partitioning of the manufacturing process, and therefore avoids the need to use allocation methods, which are based on relationships such as mass or economic value. It takes account of the manner in which changes in inputs and outputs affect the production of co-products and also takes account of material flows that carry specific inherent properties. This method is deemed to provide the most representative method to account for the production of blast furnace slag as a co-product.

Economic allocation was considered, as slag is designated as a low value co-product under EN 15804. However, as neither hot metal nor slag are tradable products upon leaving the blast furnace, economic allocation would most likely be based on estimates. Similarly BOF slag must undergo processing before being used as a clinker or cement substitute. The World Steel Association and EUROFER also highlight that companies purchasing and processing slag work on long term contracts which do not follow regular market dynamics of supply and demand.

Process gases arise from the production of the continuously cast steel slabs at Port Talbot and are accounted for using the system expansion method. This method is also referenced in the same EUROFER document and the impacts of co-product allocation, during manufacture, are accounted for in the product stage (module A1).

End-of-life assumptions for recovered steel and steel recycling are accounted for as per the current methodology from the World Steel Association 2017 Life Cycle Assessment methodology report ^[20]. A net scrap approach is used to avoid double accounting, and the net impacts are reported as benefits and loads beyond the system boundary (module D).

3.7 Additional technical information

The main scenario assumptions used in the LCA are detailed in Table 5. The end-of-life percentages are taken from a Tata Steel/ EUROFER recycling and re-use survey of UK demolition contractors carried out in 2012 ^[21].

For all indicators the characterisation factors from the EC-JRC are applied, identified by the name EN_15804, and based upon the EF Reference Package 3.0 ^[22]. In GaBi, the corresponding impact assessment is used, denoted by 'EN 15804+A2'.

The values presented in the LCA results tables of section 4 are tonnage weighted average values for hot finished structural hollow sections across the two manufacturing sites at Corby and Hartlepool.

3.8 Comparability

Care must be taken when comparing EPDs from different sources. EPDs may not be comparable if they do not have the same functional unit or scope (for example, whether they include installation allowances in the building), or if they do not follow the same standard such as EN 15804. The use of different generic data sets for upstream or downstream processes that form part of the product system may also mean that EPDs are not comparable.

Comparisons should ideally be integrated into a whole building/infrastructure assessment, in order to capture any differences in other aspects of the building or infrastructure design that may result from specifying different products. For example, a more durable product would require less maintenance and reduce

the number of replacements and associated impacts over the life of the building or infrastructure, or, a higher strength product may require less material for the same function.

Table 5 Main scenario assumptions

Module	Scenario assumptions
A1 to A3 – Product stage	Manufacturing data from Tata Steel's sites at Port Talbot, Corby and Hartlepool are used
A2 – Transport to the tube manufacturing site	The hot rolled coils are transported from Port Talbot to Corby a distance of 476km and from Port Talbot to Hartlepool a distance of 721km, on a 726t load capacity diesel/electric train. A load capacity utilisation of 0.45 is assumed to allow for empty returns and the proportion of the journeys powered by diesel and by electricity, are approximately 50% for each
C1 – Deconstruction and demolition	Energy consumption estimated based upon published data for the dismantling of steel constructions in Germany ^[23]
C2 – Transport for recycling, reuse, and disposal	A distance of 250km is assumed from the installation site to both recycling and reuse, on a 25t load capacity truck. A distance of 100km is assumed from the installation site to landfill. A load capacity utilisation of 0.45 is assumed to allow for empty returns
C3 – Waste processing for reuse, recovery and/or recycling	This considers the energy associated with cutting the tubes for recycling and is based upon the same data as C1
C4 - Disposal	At end of life, 1% of product is disposed to landfill
D – Reuse, recycling, and energy recovery	At end of life, 92% of product is recycled and 7% is re-used

Please note that in the GaBi software, an empty return journey is accounted for by halving the load capacity utilisation of the outbound journey.

4 Results of the LCA

Description of the system boundary

Product stage			Construction stage		Use stage							End-of-life stage				Benefits and loads beyond the system boundary
Raw material supply	Transport	Manufacturing	Transport	Installation	Use	Maintenance	Repair	Replacement	Refurbishment	Operational energy use	Operational water use	De-construction demolition	Transport	Waste processing	Disposal	Reuse Recovery Recycling
A1	A2	A3	A4	A5	B1	B2	B3	B4	B5	B6	B7	C1	C2	C3	C4	D
X	X	X	ND	ND	ND	ND	ND	ND	ND	ND	ND	X	X	X	X	X

X = Included in LCA; ND = module not declared

Environmental impact:

1 tonne of Celsius® structural hollow section

Parameter	Unit	A1 – A3	C1	C2	C3	C4	D
GWP-total	kg CO ₂ eq	2.81E+03	4.06E+00	2.04E+01	1.36E+00	1.45E-01	-1.56E+03
GWP-fossil	kg CO ₂ eq	2.80E+03	4.96E+00	2.06E+01	1.35E+00	1.49E-01	-1.56E+03
GWP-biogenic	kg CO ₂ eq	3.68E+00	-1.03E+00	-1.93E-01	6.29E-03	-4.42E-03	-1.07E+00
GWP-luluc	kg CO ₂ eq	5.43E-01	1.31E-01	2.87E-04	8.19E-05	2.75E-04	-5.17E-02
ODP	kg CFC11 eq	1.23E-09	1.20E-11	2.69E-12	6.43E-12	3.51E-13	-8.65E-11
AP	mol H ⁺ eq	8.54E+00	1.73E-02	6.77E-02	2.03E-03	1.06E-03	-2.90E+00
EP-freshwater	kg PO ₄ eq	7.25E-04	7.14E-05	4.15E-06	1.44E-06	2.53E-07	-3.45E-04
EP-marine	kg N eq	1.86E+00	4.19E-03	3.21E-02	5.95E-04	2.71E-04	-5.69E-01
EP-terrestrial	mol N eq	1.99E+01	5.23E-02	3.53E-01	6.48E-03	2.97E-03	-5.79E+00
POCP	kg NMVOC eq	7.08E+00	1.40E-02	6.30E-02	1.87E-03	8.22E-04	-2.51E+00
ADP-minerals&metals	kg Sb eq	1.98E-04	2.16E-06	1.28E-06	1.44E-07	1.53E-08	-3.62E-03
ADP-fossil	MJ net calorific value	2.99E+04	2.86E+02	2.71E+02	2.05E+01	1.95E+00	-1.54E+04
WDP	m ³ world eq deprived	7.98E+02	3.07E-01	2.69E-02	7.93E-02	1.64E-02	-3.99E+03
PM	Disease incidence	ND	ND	ND	ND	ND	ND
IRP	kBq U235 eq	ND	ND	ND	ND	ND	ND
ETP-fw	CTUe	ND	ND	ND	ND	ND	ND
HTP-c	CTUh	ND	ND	ND	ND	ND	ND
HTP-nc	CTUh	ND	ND	ND	ND	ND	ND
SQP		ND	ND	ND	ND	ND	ND

GWP-total = Global Warming Potential total

GWP-fossil = Global Warming Potential fossil fuels

GWP-biogenic = Global Warming Potential biogenic

GWP-luluc = Global Warming Potential land use and land use change

ODP = Depletion potential of stratospheric ozone layer

AP = Acidification potential, Accumulated Exceedance

EP-freshwater = Eutrophication potential, fraction of nutrients reaching freshwater end compartment

EP-marine = Eutrophication potential, fraction of nutrients reaching marine end compartment

EP-terrestrial = Eutrophication potential, Accumulated Exceedance

POCP = Formation potential of tropospheric ozone

ADP-minerals&metals = Abiotic depletion potential for non-fossil resources

ADP-fossil = Abiotic depletion potential for fossil resources

WDP = Water (user) deprivation potential, deprivation-weighted water consumption

PM = Potential incidence of disease due to PM emissions

IRP = Potential Human exposure efficiency relative to U235

ETP-fw = Potential Comparative Toxic Unit for ecosystems

HTP-c = Potential Comparative Toxic Unit for humans

HTP-nc = Potential Comparative Toxic Unit for humans

SQP = Potential soil quality index

The following indicators should be used with care as the uncertainties on these results are high or as there is limited experience with the indicator : ADP-minerals&metals, ADP-fossil, and WDP.

Resource use:

1 tonne of Celsius® structural hollow section

Parameter	Unit	A1 – A3	C1	C2	C3	C4	D
PERE	MJ	1.50E+03	2.47E+01	1.09E+01	4.46E+00	2.93E-01	8.13E+02
PERM	MJ	4.00E+01	0.00E+00	0.00E+00	0.00E+00	0.00E+00	-2.80E+00
PERT	MJ	1.55E+03	2.47E+01	1.09E+01	4.46E+00	2.93E-01	8.10E+02
PENRE	MJ	2.99E+04	2.87E+02	2.73E+02	2.05E+01	1.96E+00	-1.54E+04
PENRM	MJ	4.07E+00	0.00E+00	0.00E+00	0.00E+00	0.00E+00	-2.85E-01
PENRT	MJ	2.99E+04	2.87E+02	2.73E+02	2.05E+01	1.96E+00	-1.54E+04
SM	kg	6.33E+01	0.00E+00	0.00E+00	0.00E+00	0.00E+00	4.04E-01
RSF	MJ	0.00E+00	0.00E+00	0.00E+00	0.00E+00	0.00E+00	0.00E+00
NRSF	MJ	0.00E+00	0.00E+00	0.00E+00	0.00E+00	0.00E+00	0.00E+00
FW	m ³	1.97E+01	2.55E-02	1.63E-03	3.73E-03	4.97E-04	-9.33E+01

PERE = Use of renewable primary energy excluding renewable primary energy resources used as raw materials

PERM = Use of renewable primary energy resources used as raw materials

PERT = Total use of renewable primary energy resources

PENRE = Use of non-renewable primary energy excluding non-renewable primary energy resources used as raw materials

PENRM = Use of non-renewable primary energy resources used as raw materials

PENRT = Total use of non-renewable primary energy resources

SM = Input of secondary material

RSF = Use of renewable secondary fuels

NRSF = Use of non-renewable secondary fuels

FW = Use of net fresh water

Output flows and waste categories:

1 tonne of Celsius® structural hollow section

Parameter	Unit	A1 – A3	C1	C2	C3	C4	D
HWD	kg	1.15E-05	2.61E-09	7.11E-10	7.99E-10	1.00E-10	2.69E-06
NHWD	kg	1.97E+02	5.58E-02	2.17E-02	8.97E-03	1.50E+01	1.74E+02
RWD	kg	1.71E-01	2.13E-03	4.29E-04	1.15E-03	2.17E-05	-9.99E-03
CRU	kg	0.00E+00	0.00E+00	0.00E+00	3.53E+01	3.47E+01	0.00E+00
MFR	kg	0.00E+00	0.00E+00	0.00E+00	4.64E+02	4.56E+02	0.00E+00
MER	kg	1.98E+00	0.00E+00	0.00E+00	0.00E+00	0.00E+00	-1.39E-01
EEE	MJ	0.00E+00	0.00E+00	0.00E+00	0.00E+00	0.00E+00	0.00E+00
EET	MJ	0.00E+00	0.00E+00	0.00E+00	0.00E+00	0.00E+00	0.00E+00

HWD = Hazardous waste disposed

NHWD = Non-hazardous waste disposed

RWD = Radioactive waste disposed

CRU = Components for reuse

MFR = Materials for recycling

MER = Materials for energy recovery

EEE = Exported electrical energy

EET = Exported thermal energy

5 Interpretation of results

Figure 4 shows the relative contribution per life cycle stage for selected environmental impact categories for 1 tonne of Tata Steel's Celsius® structural hollow section product. Each column represents 100% of the total impact score, which is why all the columns have been set with the same length. A burden is shown as positive (above the 0% axis) and a benefit is shown as negative (below the 0% axis). The main contributors across the impact categories are A1-A3 (burdens) and D (benefits beyond the system boundary). The manufacture of hot rolled coil during stage A1-A3 is responsible for over 90% of each impact in all of the categories, specifically, the conversion of iron ore into liquid steel which is the most energy intensive part of the overall tube manufacturing process.

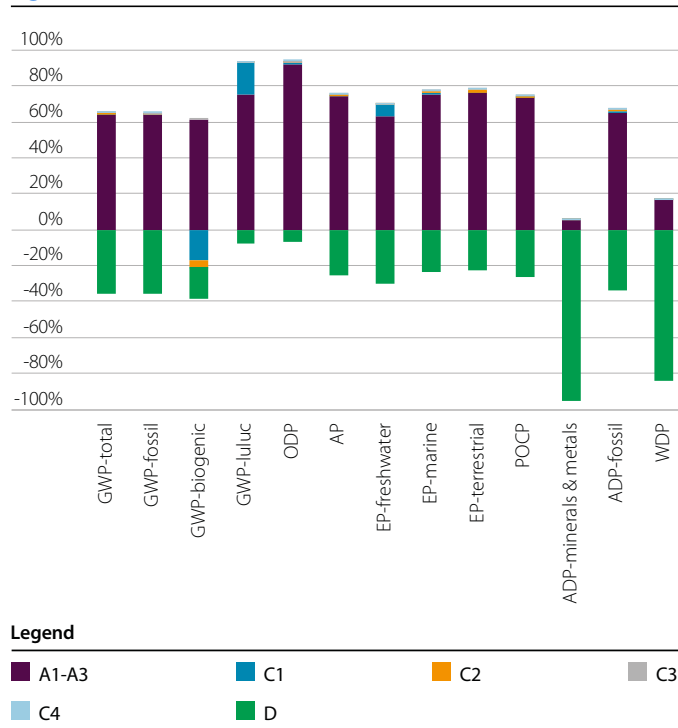
The primary site emissions come from the use of coal and coke in the blast furnace, and from the injection of oxygen into the basic oxygen furnace, as well as combustion of the process gases. These processes give rise to emissions of CO₂, which contributes 90% of the Global Warming Potential (GWP), and sulphur oxides, which are responsible for 59% of the impact in the Acidification Potential (AP) category. In addition, oxides of nitrogen are emitted which contribute 40% of the A1-A3 Acidification Potential, and over 90% of the Eutrophication Potentials (EP-marine and EP-terrestrial), and the combined emissions of nitrogen oxides (68%) together with sulphur oxides, carbon monoxide and methane, contribute to the Photochemical Ozone indication (POCP).

Figure 4 clearly indicates the relatively small contribution to each impact from the other life cycle stages, which are the end-of-life stages C1 to C4. The exceptions are the contribution of C1 to the GWP-biogenic and GWP-luluc indicators. The contribution to GWP-biogenic comes from the biotic carbon component in the diesel mix used in the deconstruction process, and this impacts land use because of the requirement of land for the production of biodiesel.

Module D values are largely derived using worldsteel's value of scrap methodology which is based upon many steel plants worldwide, including both BF/BOF and EAF steel production routes. At end-of-life, the recovered steel pipe is modelled with a credit given as if it were re-melted in an Electric Arc Furnace and substituted by the same amount of steel produced in a Blast Furnace^[20]. The specific emissions that represent the burden in A1-A3, are essentially the same as those responsible for this Module D credit. It is important that the life cycle of the steel product is considered here, because in most cases, the Module D credit provides significant benefits in terms of reducing the whole life environmental impacts.

It is worth noting that for the ADP-minerals & metals indicator, the benefit in Module D is much greater than the manufacturing impact in A1-A3. This is a feature of the worldsteel 'value of scrap' calculation being based upon many steel plants worldwide. The tube making process does not consume zinc, so this burden is small when compared with the 'value of scrap' which features significant recovery of zinc from steel recycling in electric arc furnaces.

Figure 4 LCA results for Celsius® structural hollow sections



Referring to the LCA results, the impact in Module D for the Use of Renewable Primary Energy indicator (PERT) is also different to the other impact categories, being a burden or load rather than a benefit. Renewable energy consumption is strongly related to the use of electricity, during manufacture, and as the recycling (EAF) process uses significantly more electricity than primary manufacture (BF/BOS), there is a positive value for renewable energy consumption in Module D but a negative value for non-renewable energy consumption.

There is limited variation of environmental impacts between the two tube manufacturing sites. This is highlighted in Table 6, which shows that the variations are mostly within 6% of the declared values.

Table 6 Variation in A1-A3 impact by tube manufacturing site

	A1-A3 declared value	Maximum difference from declared value (by site) (%)
GWP total [kg CO ₂ eq]	2810	5
ODP [kg CFC11 eq]	1.23E-09	29
AP [mol H ⁺ eq]	8.54	5
EP-freshwater [kg P eq]	7.25E-04	6
EP-marine [kg N eq]	1.86	6
EP-terrestrial [mol N eq]	19.9	6
POCP [kg NMVOC eq]	7.08	1
ADP fossil [MJ]	29900	6

6 References and product standards

1. Tata Steel's EN 15804 verified EPD programme, General programme instructions, V2 January 2022
2. Tata Steel's EN 15804 verified EPD programme, Product Category Rules Part 1, V2 January 2022
3. Tata Steel's EN 15804 verified EPD programme, Product Category Rules Part 2 – Structural Steels, V2 January 2022
4. ISO 14044:2006, Environmental management - Life Cycle Assessment - Requirements and guidelines
5. ISO 14025:2010, Environmental labels and declarations - Type III environmental declarations - Principles and procedures
6. ISO 14040:2006, Environmental management - Life Cycle Assessment - Principles and framework
7. EN 15804:2012+A2:2019, Sustainability of construction works - Environmental product declarations - Core rules for the product category of construction products
8. EN 10210-1:2006, Hot finished structural hollow steel sections of non-alloy and fine grain steels – Technical delivery requirements
9. EN 10210-2:2019, Hot finished structural hollow steel sections. Tolerances, dimensions and sectional properties
10. EN 10210-3:2020, Hot finished structural hollow sections, Technical delivery conditions for higher strength and weather resistant steels
11. BS 7668:2016, Weldable structural steels. Hot finished structural hollow sections in weather resistant steels. Specification
12. EN 10225-3:2019, Weldable structural steels for fixed offshore structures. Technical delivery conditions – Hot finished hollow sections
13. EN 10204:2004, Metallic materials – Types of inspection documents
14. ISO 9001:2015, Quality management systems
15. ISO 14001:2015, Environmental management systems
16. BES 6001, Responsible sourcing of construction products
17. Sphera; GaBi: Software-System and Database for Life Cycle Engineering. Copyright, TM. Stuttgart, Echterdingen, 1992-2022
18. Documentation of GaBi: Software-System and Database for Life Cycle Engineering. Copyright, TM. Stuttgart, Echterdingen, 1992-2022 <http://documentation.gabi-software.com>
19. EUROFER in cooperation with the World Steel Association, 'A methodology to determine the LCI of steel industry co-products', February 2014
20. World Steel Association: Life cycle assessment methodology report, 2017
21. Sansom M and Avery N, Reuse and recycling rates of UK steel demolition arisings, Proceedings of the Institution of Civil Engineers, Engineering Sustainability 167, June 2014, Issue ES3, (Tata Steel/ EUROFER survey of members of the National Federation of Demolition Contractors (NFDC) for 'heavy structural sections and tubes')
22. EC-JRC, EN 15804 Reference Package, <https://eplca.jrc.ec.europa.eu/LCDN/EN15804.xhtml>
23. Siebers R. (2021), Dissertation: Development of sustainability key figures for the value chain stages – erection and dismantling – in steel construction, Bergische Universität Wuppertal



www.tatasteeleurope.com

Trademarks of Tata Steel

Celsius® is a registered trademark of Tata Steel

While care has been taken to ensure that the information contained in this publication is accurate, neither Tata Steel, nor its subsidiaries, accept responsibility or liability for errors or for information which is found to be misleading.

Before using products or services supplied or manufactured by Tata Steel and its subsidiaries, customers should satisfy themselves as to their suitability.



Scan for the latest version of this literature

Copyright 2022
Tata Steel UK Limited

Tata Steel

PO Box 101
Weldon Road
Corby
Northants
NN17 5UA
United Kingdom
T: +44 (0) 1536 404561
E: technicalmarketing@tatasteeleurope.com

Tata Steel Europe Limited is registered in England under number 05957565 with registered office at 18 Grosvenor Place, London, SW1X 7HS.

Language English 0822